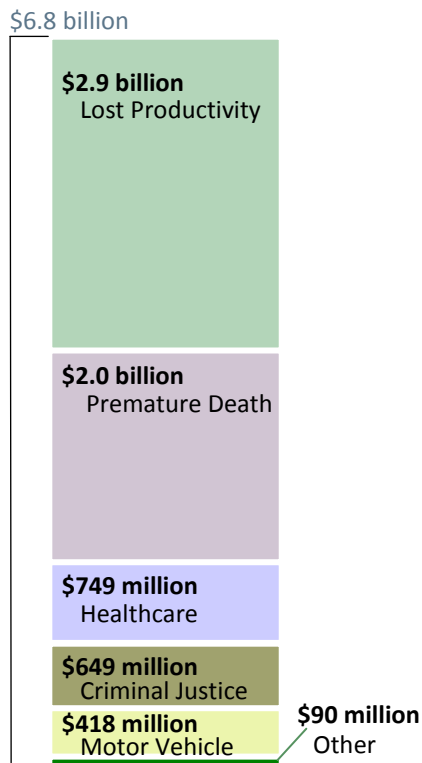


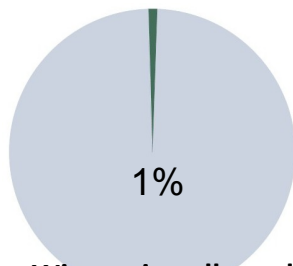
The Burden of Excessive Alcohol Use in Wisconsin

Annual economic cost of excessive alcohol use in Wisconsin **\$6.8 BILLION**

What We Pay For^{1,2}

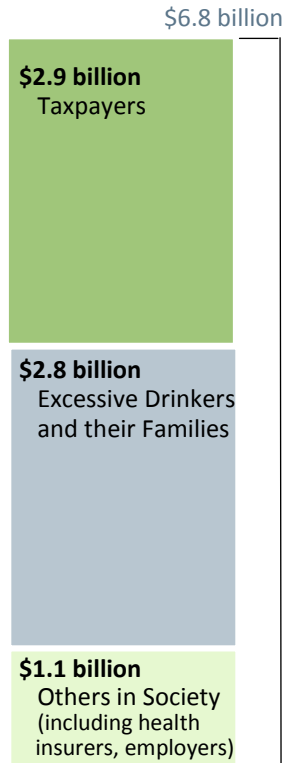


Alcohol tax collection falls short



Wisconsin collected \$69 million in alcohol taxes in 2011^{2,3} — 1% of the \$6.8 billion in economic costs attributed to excessive alcohol use.

We All Pay^{1,2}



Consequences of Excessive Alcohol Use

In 2011, excessive alcohol consumption contributed to at least:

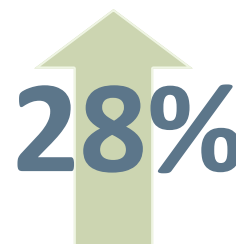
- 1,529 deaths⁴
- 48,578 hospitalizations⁵
- 46,583 treatment admissions⁶
- 60,221 arrests⁷
- 5,751 motor vehicle crashes⁸

For more details, please refer to the full report, available online at <http://uwphi.pophealth.wisc.edu/>.

How We Got Here

High Consumption

Wisconsin's annual alcohol consumption is 28% higher than the national average.⁹



#1 in Binge Drinking

Wisconsin ranks highest among all states in binge drinking, an important risk factor for alcohol related injuries and deaths.⁹

Binge drinking = 5+ drinks on an occasion for men; 4+ drinks for women.

Excessive alcohol use in Wisconsin costs

\$1,200 per person

Suggested Citation

Black PD, Paltzer J. The Burden of Excessive Alcohol Use in Wisconsin. University of Wisconsin Population Health Institute, March 2013.

References and Notes

- 1 Wisconsin total and categorical economic estimates were derived from the national estimate established in Bouchery, E.E., Henrick, J.H., Sacks, J.J., Simon, C.J., Brewer, R.D. Economic Costs of Excessive Alcohol Consumption in the U.S., 2006. *American Journal of Preventive Medicine*, 41 (5):516-524, 2011.
- 2 Wisconsin Bureau of Labor Statistics. Consumer Price Index Inflation Calculator. Available at <http://data.bls.gov/cgi-bin/cpicalc.pl>. The calculator was used to inflate estimates to 2012 dollars.
- 3 Wisconsin Department of Revenue. Taxable liters by month for received dates from 1/1/2011 to 12/31/2011.
- 4 Wisconsin Department of Health Services. Wisconsin resident death certificates. Annual average numbers 2002-2010.
- 5 Wisconsin Department of Health Services. Wisconsin hospital inpatient discharge database. 2011.
- 6 Wisconsin Division of Mental Health and Substance Abuse Services. Human Services Reporting System staff data query. 2013.
- 7 Wisconsin Statistical Analysis Center, Wisconsin Office of Justice Assistance. Arrests in Wisconsin 2010. 2011.
- 8 Wisconsin Department of Transportation. 2010 Wisconsin Traffic Crash Facts, Section V: Alcohol. 2011.
- 9 Wisconsin Department of Health Services. Behavioral Risk Factor Surveillance System. Binge drinking rates from 2006-2008 were used for county analysis due to small sample sizes and available weights (county-specific weights were not available for 2008-2010 data). Binge drinking rates from 2006-2008 were used for state analysis to be consistent with county analyses.



For questions regarding this report, please contact Penny Black at pblack@wisc.edu



For questions regarding what to do with this report, please contact Paul Krupski at pkrupski@healthfirstwi.org



Funding for this project was provided by the
University of Wisconsin School of Medicine and Public Health from the Wisconsin Partnership Program.

2013